

REQUIRED MATERIALS


3D Modeling	4
Access: Office Fundamentals Series.	4
Advertising and Sales Promotion	4
Agriscience 2: Sustaining Human Life	5
Allied Health Assistant 1a: Introduction	5
Allied Health Assistant 1b: Skills and Specialties	5
American Sign Language 1a: Introduction	6
American Sign Language 1b: Learning to Sign	6
American Sign Language 2a: Communicating	6
American Sign Language 2b:Advancing Communication Skills	6
American Sign Language 3a: Community & Culture.	7
American Sign Language 3b: Conversations & Culture	7
Anatomy and Physiology 1a: Introduction	7
Anatomy and Physiology 1b:Discovering Form and Function	8
Animation 1a: Introduction	8
Animation 1b: Animating Your Creativity	8
Applied Engineering 1a: Introduction.	8
Applied Engineering 1b: Solving Problems Together	9
Business Communications 1a: Introduction	9
Business Communications 1b: Listen, Speak, & Write in the Workplace	9
Business Information Management 1a: Introduction	10
Business Information Management 1b: Data Essentials.	10
Business Law 1a: Introduction	10
Business Law 1b: Legal Aspects of Business	10
Business Ownership 1a: Introduction	10
Careers in Criminal Justice 1a: Introduction	11
Careers in Criminal Justice 1b: Finding Your Specialty	11
Coding 1a: Introduction to Programming.	11
Coding 1b: Programming.	12
Computer Maintenance 1a: Introduction	12
Cosmetology 2: The Business of Skin and Nails.	12
Cosmetology 3a: Introduction to Hair Skills	14
Cosmetology 3b:Waving, Coloring & Advancing Hair Skills	14
Culinary Arts 1a: Introduction	14
Culinary Arts 1b: Exploring Careers in Culinary Arts.	15
Culinary Arts 2: Baking, Pastry, and More!.	15
Cybersecurity 1a: Foundations.	16
Cybersecurity 1b: Defense Against Threats	16
Dental Assistant 1a: Introduction.	17
Digital Design 1a: Introduction	17
Digital Media Fundamentals 1a: Introduction	17
Digital Media Fundamentals 1b: Producing for the Web	17
Digital Media Web Design 2a: Build a Portfolio Website.	18

Digital Media Web Design 2b: Build an eCommerce Website	18
Digital Photography 1a: Introduction	18
Digital Photography 1b: Creating Images with Impact!	18
Digital Photography 2: Discovering Your Creative Potential	18
Early Childhood Education 1a: Introduction	19
Early Childhood Education 1b: Developing Early Learners	19
EKG Technician 1a: Introduction	19
EKG Technician 1b: Analysis and Response.	19
Emergency Medical Responder 1a: Introduction.	20
Emergency Medical Responder 1b: Prepared for Action.	20
Entrepreneurship 1a: Introduction	20
Entrepreneurship 1b: Make Your Idea a Reality	21
Excel: Office Fundamentals Series	21
Fashion Design.	21
Forestry and Natural Resources	22
Foundations of Game Design 1a: Introduction.	22
Foundations of Game Design 1b: Storytelling, Mechanics, and Production	22
Game Design 2a: Build a World	23
Game Design 2b: Launch a Game.	23
Health 1: Life Management Skills	23
Health & Physical Fitness 1a: Introduction.	24
Health & Physical Education 1b: Invest in Your Health	24
Health Science 1: The Whole Individual	24
Health Science Foundations 1a: Introduction	24
Health Science Foundations 1b: Professional Responsibilities.	25
Health Science: Nursing	25
Health Science: Public Health	25
High School Career Discovery	26
Hospitality & Tourism 1.	26
Hospitality and Tourism 2a: Restaurant and Hotel Management	27
Hospitality and Tourism 2b: Hotel and Restaurant Management	27
Human and Social Services 1	27
Interior Design	28
Introduction to Networking 1a: Introduction	28
Introduction to Networking 1b: Network Oversight.	28
Introduction to Programming 1a: Introduction	29
Introduction to Programming 1b: Problem Solving Through Programming	29
Learning in a Digital World: Strategies for Success	29
Legal Admin Specialist 1a: Introduction	29
Legal Admin Specialist 1b: Taking Care of the Legal Office	30
Life Skills: Navigating Adulthood	30
Management 1a: Introduction	30
Management 1b: Insight & Oversight	31
Marketing Foundations 1a: Introduction	31
Marketing Foundations 1b: Building Your Base	31
Marketing 2a: Global Business and Trade	31
Marketing 2b: Developing a Sales Team.	32
Medical Assistant 1a: Introduction	32
Medical Diagnostic Technology 1a: Introduction	32
Medical Diagnostics 1b: Exploring Systems & Procedures	32
Medical Lab Assisting 1a: Introduction.	33

Medical Terminology 1a: Introduction	33
Medical Terminology 1b: Discovering Word Foundations	33
Middle School Career Exploration 1	33
Middle School Career Exploration 2	33
Middle School Coding 1a: Introduction.	34
Middle School Coding 1b: Learning Python & Javascript	34
Middle School Digital Art and Design	34
Middle School Exploring Business	34
Middle School Exploring Health Science.	34
Middle School Exploring Information Technology	35
Middle School Exploring Music.	35
Middle School Fitness	35
Middle School Game Design 1a: Introduction	35
Middle School Photography: Drawing with Light	36
Middle School Photography 1a: Introduction.	36
Middle School 2D Studio Art	37
Microsoft Outlook: Office Fundamentals Series	37
Network Security Fundamentals 1a: Introduction	37
Network Security Fundamentals 1b: Forensics and Permissions	38
Nursing Assistant 1a: Introduction	38
Nursing Assistant 1b: Patient Care.	38
Office Administration 1a: Introduction	39
Office Administration 1b: Running the Office.	39
Operational Cybersecurity 1a: Introduction	39
Pharmacology 1a: Introduction.	39
Pharmacology 1b: Analysis and Effects	40
PowerPoint: Office Fundamentals Series	40
Principles of Agriculture, Food and Natural Resources	40
Principles of Business, Marketing, and Finance 1a: Introduction	40
Principles of Business, Marketing, and Finance 1b: Targeting Your Business Insight	40
Principles of Information Technology 1a: Introduction	40
Principles of Information Technology 1b: Working with Computers	41
Programming 2a: Procedural Programming	41
Programming 2b: Creative Programming	41
Reading and Writing for Purpose	42
Restaurant Management.	42
Robotics 1a: Introduction.	42
Robotics 1b: Intelligent Robots.	42
Social Media: Our Connected World	42
Sports Medicine 1a: Introduction.	43
Sports Medicine 1b: Injury Prevention	43
Theater, Cinema and Film Production 1a: Introduction	43
Theater, Cinema and Film Production 1b: Lights, Camera, Action!	43
The Lord of the Rings:An Exploration of the Films and Its Literary Influences.	44
Web Development 1a: Introduction	44
Web Development 1b: Planning and Designing	44
Web Development 2a: Sketching and Scripting	44
Web Development 2b: Website Goes Live.	45
Word: Office Fundamentals Series.	45
Women’s Studies: A Personal Journey Through Film	45
Workplace & Internship Readiness: Preparing for Work & Life	45

Many of the courses from eDynamic Learning are not listed on this required materials list. This is because they don't require anything beyond a device to access the course. To obtain the standard technology requirements for each course, please visit <http://edynamiclearning.com/technical-accessibility-specifications/>

To learn more about each course description and outline, visit our full catalog at: <http://edynamiclearning.com/courses>



Course Code: EDL085

3D Modeling

Required Materials

- Drawing paper or online drawing tool
- Protractor
- Pens and pencils
- Ruler
- Objects or graphics representing different polygons


This course was created using **Blender version 2.79b** and requires a computer running Windows Vista and above, Mac OSX 10.6 and above, or Linux

Minimum hardware requirements:

- 32-bit dual core 2Ghz CPU with SSE2 support
- 2 GB RAM
- 24 bits 1280×768 display
- Mouse or trackpad
- OpenGL 2.1 compatible graphics with 512 MB RAM

Recommended hardware requirements:

- 64-bit quad core CPU
- 8 GB RAM
- Full HD display with 24 bit color
- Three button mouse
- OpenGL 3.2 compatible graphics with 2 GB RAM



Course Code: EDL232

Access: Office Fundamentals Series

Required Materials

- Computer (with internet access and the ability to record audio)
- Microsoft Access
- Word processing software (Word, Google Docs, etc.)
- Presentation software (PowerPoint, Google Slides, etc.)
- Printer (optional)



Course Code: EDL064

Advertising and Sales Promotion

Required Materials

- A digital camera or camera phone



Course Code: EDL066

Agriscience 2: Sustaining Human Life

Required Materials

- Plant seeds or cuttings
- Growing media
- Growing container
- A sharp blade and rooting hormone, depending on the plant you choose
- Soil or other growing media
- Soil test kit
- 2-3 pots
- Seeds of your choice (make sure your growing medium is appropriate for the seed you chose)
- Plant
- Pest management materials (vary based on chosen strategy)



Course Code: EDL249

Allied Health Assistant 1a: Introduction

Required Materials

- Computer with:
 - Internet access
 - Word processing program
 - Slideshow creation program
 - Optional spreadsheet program
- Cell phone, tablet, or computer camera with sound and video recording abilities
- Food prep materials to make a healthy meal (ingredients and utensils)
- 1 person (family, friend, classmate) or a child's doll on which to demonstrate procedures and to use in videos




Course Code: EDL250

Allied Health Assistant 1b: Skills and Specialties

Required Materials

- Computer with:
 - Internet access
 - Word processing program
 - Slideshow creation program
- Cell phone, tablet, or computer camera with sound and video recording abilities
- 1 person (family, friend, classmate) or a child's doll/stuffed animal on which to demonstrate procedures and to use in videos
- Mock instruments (a toy doctor's kit, fake test strips, household items, cardboard or paper, box, stickers etc.)
- Access to an individual in the medical imaging field, a healthcare facility with an EKG technician, Registered Respiratory Therapist, member from the surgical field



Course Code: EDL090

American Sign Language 1a: Introduction

Required Materials

- Computer with:
 - Internet access
 - Word processing program
 - Slideshow creation program
- Cell phone, tablet, or computer camera with sound and video recording abilities
- A person, large stuffed animal, or chair
- 2 people (family, friend, classmate) to use in videos and lead a discussion with
- A photo (or even a drawing) of your family
- A hat—silly, crazy, or ordinary is fine
- Blank Paper
- Drawing tools (pencils, markers, etc.)

Note: Sign order should not be the focus of this course. While students should make an effort to put things into ASL sign order when appropriate, grading should not be based on this. Please also be aware that while you may learn particular signs one way, it's possible others may learn the same signs in a slightly different manner. As in any language, there are many variances between signs and signers, as well as regional and cultural differences. Signs may also be shortened or simplified for the ease of conversation.



Course Code: EDL134

American Sign Language 1b: Learning to Sign

Required Materials

- Computer with:
 - Internet access
 - Word processing program
 - Slideshow creation program
- Cell phone, tablet, or computer camera with sound and video recording abilities
- A person, large stuffed animal, or chair
- 2 people (family, friend, classmate) to use in videos and lead a discussion with
- A photo (or even a drawing) of your family
- A hat—silly, crazy, or ordinary is fine
- Blank Paper
- Drawing tools (pencils, markers, etc.)

Note: Sign order should not be the focus of this course. While students should make an effort to put things into ASL sign order when appropriate, grading should not be based on this. Please also be aware that while you may learn particular signs one way, it's possible others may learn the same signs in a slightly different manner. As in any language, there are many variances between signs and signers, as well as regional and cultural differences. Signs may also be shortened or simplified for the ease of conversation.



Course Code: EDL106

American Sign Language 2a: Communicating

Required Materials

- A camera (cell phone, table, or computer camera is fine)
- Photo of family or friends

Note: It is strongly recommended that schools create a venue in which ASL 2a students can interact with each other and practice their newly acquired skills.



Course Code: EDL135

American Sign Language 2b: Advancing Communication Skills

Required Materials

- A camera (cell phone, tablet, or computer camera is fine)
- Computer or tablet to play video
- Screen-capture software to record conversation or camera with ability to record conversation
- Simple video editing software

Note: It is strongly recommended that schools create a venue in which ASL 2a students can interact with each other and practice their newly acquired skills.



Course Code: EDL257

American Sign Language 3a: Community & Culture

Required Materials

- Video recording device
- Pencil or pen
- Scanner or camera to digitize map
- Materials to create a promotional tool (can be created and then a picture of the tool can be uploaded—poster, markers, glue, etc.)

Software

- Word processing software
- Materials to create a promotional tool (can be digital—video, slideshow, etc.)

Other

- Friend(s), family member(s), or conversation partner(s) for demonstration purposes
- Community member from another country for conversation

Note: It is strongly recommended that schools create a venue in which ASL 2a students can interact with each other and practice their newly acquired skills.



Course Code: EDL258

American Sign Language 3b: Conversations & Culture

Required Materials

- Cell phone, tablet, or computer camera with video recording abilities

Software


- Word processing program (Word or Google Docs)
- Slideshow program (Powerpoint or Google Slides)
- Graphic design tool (like Canva)
- Spreadsheet software (Excel or Google Sheets)

Other

- Access/transportation to a Deaf event
- Conversation partner
- Proof of event attendance (photo, signed letter, etc.)
- Community members or community program with which to volunteer or help

Note: Students in ASL 3a and 3b will need to practice their conversational ASL skills with a partner or group to advance their language skills to the intermediate level. For safety reasons, we ask that the teacher or school district locate another ASL student or member of the Deaf community who is willing to be a conversation partner in person or over video chat. If this conversation partner is not able to meet, the student will need the school district or teacher to locate an alternate conversation partner with whom to practice and complete assignments.

Students will also be asked to attend several Deaf events in the community. Alternate activities are provided for those students who are not able to find events in their areas or secure transportation.

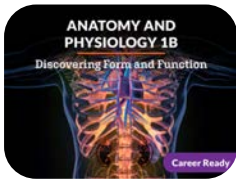


Course Code: EDL148

Anatomy and Physiology 1a: Introduction

Required Materials

- Art supplies: paper, writing tools, modeling clay, paint, Styrofoam, or a jelly mold (needed if student is not preparing their project in a digital version)
- Smartphone or camera for recording still images
- Smartphone or video camera
- Home blood pressure monitor, or blood pressure monitor at school nurse, drugstore, etc.



Course Code: EDL149

Anatomy and Physiology 1b: Discovering Form and Function

Required Materials

- Word processing program (e.g., Microsoft Word)
- Paper and pens for drawing a diagram (optional)
- Video recording device (if teacher is remote); optional pencil or other small, thin ‘prop.’
- Access to a variety of substances of various density and composition (for percussion); e.g. fruit, hollow surfaces, jugs/cartons)
- Choice between: slideshow creation software (e.g. PowerPoint); video recording; audio recording



Course Code: EDL351

Animation 1a: Introduction

Required Materials

- Pencil
- Drawing paper
- Device with photo capabilities
- Colored Pencils
- Markers
- Three lights (e.g., two lamps and a floodlight) to set up a three-point lighting system.
- Several sheets of paper that contain a storyboard template
- One or more actors
- Notebook or Post-its, or some kind of book where pages are stacked and attached on one side so that you can flip the pages

Software

- Word processing software
- TupiTube Desk Version 0.2.16
- Spreadsheet software

Optional

- Simple video editing software to combine your shots into one video clip (OpenShot, Blender, and Movie Maker 10 are examples of applications that are available for free. Windows 10 has a built-in video editing app.)
- Slide presentation Software
- Software application that allows 2D drawing, such as Adobe Photoshop, 2D CAD, or Kami



Course Code: EDL352

Animation 1b: Animating Your Creativity

Required Materials

- Notebook or Post-its, or some kind of book where pages are stacked and attached on one side so that you can flip the pages
- Pencil
- Device with video capabilities

Software

- Blender, software, version 2.9



Course Code: EDL255

Applied Engineering 1a: Introduction

Required Materials

- Computer with access to internet
- Paper
- Writing utensil
- Video recording tool
- Dry wash cloth or fabric
- PCV pipe - around 2 ft long (1/2” or 3/4” diameter)
- Empty, dry aluminum can
- PCV pipe - around 2 ft long (1/2” or 3/4” diameter)
- Empty, dry aluminum can
- PCV pipe - around 2 ft long (1/2” or 3/4” diameter)
- Dry wash cloth or fabric
- Tape
- One (1) styrofoam plate, cup or other source broken up into about half inch pieces (about one handful)
- Air inflated balloon
- 2 foot long piece of string
- Empty, dry aluminum can
- Account at <https://www.tinkercad.com/> (email required)
- Account at <https://www.tinkercad.com/> (email required)



Course Code: EDL256

Applied Engineering 1b: Solving Problems Together

Required Materials

- Video recording device
- Software
- Slide presentation software
- Spreadsheet software
- Audio recording device
- Word processing software
- Tinkercad (requires login)
- Other
- Helpers
- Optional
- Gantt-chart creation tool
- Writing supplies



Course Code: EDL271

Business Communications 1a: Introduction

Required Materials

- Video recording device
- Audio recording device
- Various materials of choice for storyboarding (white board, blank paper, etc.)
- Props for making a sandwich

Software

- An electronic repository
- Word processing software
- Spreadsheet software
- Presentation software
- An electronic communication tool (Facetime, Zoom, Google Meet, etc.)
- Various software of choice for a multimedia presentation (video editing, presentation, publishing, etc.)

Other

- A peer or family member for communicative practice
- A live or recorded unscripted conversation to watch

Optional

- Screen recording software



Course Code: EDL272

Business Communications 1b: Listen, Speak, & Write in the Workplace

Required Materials

- Video recording device
- Audio recording device
- Camera
- Paper
- Pen
- Markers

Software

- Word processing software
- Spreadsheet software
- Presentation software
- Screen capture recording software

Other

- A person to offer writing feedback

Optional

- Digital design software




Course Code: EDL215

Business Information Management 1a: Introduction

Required Materials

- Sheets of plain paper, 8.5 x 11
- If students create mock-ups by hand, then paper will be required, but students may create mock-ups by hand, in Word, or some other electronic application.
- Chrome, Edge, or Firefox internet browser
- PDF reading capability
- If students choose to create folders and files in their own Dropbox account, then they will require login credentials, but the assignment can be completed in Windows Explorer.



Course Code: EDL216

Business Information Management 1b: Data Essentials

Required Materials

- Microsoft Office 2019 or an Office 365 Subscription



Course Code: EDL273

Business Law 1a: Introduction

Required Materials

- Video recording device or cell phone
- Audio recording device

Software

- Graphic design software (like Canva)
- Word processing software
- Slide presentation software



Course Code: EDL274

Business Law 1b: Legal Aspects of Business

Required Materials

- Audio recording device

Software

- Word processing software
- Design software (slideshow presentation software)
- Spreadsheet software
- Recording and editing software (e.g., Audacity free version)
- Infographic creation software (e.g., Canva)



Course Code: EDL281

Business Ownership 1a: Introduction

Required Materials

- Audio recording device
- Video recording device
- Pencil and paper

Software

- Word processing software
- Presentation software
- Online maps
- Spreadsheet software



Course Code: EDL347

Careers in Criminal Justice 1a: Introduction

Required Materials

- Sharpened pencil
- Two sheets of plain white paper
- Clear tape (packaging tape works best, but any clear tape will do)
- Camera or device that can take pictures
- Video recording device like a phone or camera
- Poster board
- Markers
- Pencil
- Blank sheet of paper
- One piece of sturdy paper (optional)
- Scissors (optional)
- Coloring utensils (markers, colored pencils, etc.) (optional)
- Microphone
- Headphones

Software

- Graphic design tool (like Canva or something similar) (optional)
- Word processing software
- Slide presentation software
- Recording and editing software (e.g., audacity free version)

Other

- Friend or family member to act as a “criminal”
- Someone to act out a script with (optional)



Course Code: EDL348

Careers in Criminal Justice 1b: Finding Your Specialty

Required Materials

- Sharpened pencil
- Two sheets of plain white paper
- Clear tape (packaging tape works best, but any clear tape will do)
- Camera or device that can take pictures
- Video recording device like a phone or camera
- Poster board
- Markers
- Pencil
- Blank sheet of paper
- One piece of sturdy paper (optional)
- Scissors (optional)
- Coloring utensils (markers, colored pencils, etc.) (optional)
- Microphone
- Headphones

Software

- Graphic design tool (like Canva or something similar) (optional)
- Word processing software
- Slide presentation software
- Recording and editing software (e.g., audacity free version)

Other

- Friend or family member to act as a “criminal”
- Someone to act out a script with (optional)



Course Code: EDL087

Coding 1a: Introduction to Programming

Required Materials

- Students will need to create a free account for the following sites: <https://www.pythonanywhere.com> and [/trello.com](https://trello.com)
- Students will use the following site to create flowcharts: <https://www.draw.io/>
- They can interact with these web sites through any typical web browser.



Course Code: EDL105

Coding 1b: Programming

Required Materials

- Students will need to create a free account for the following sites:
 - <https://www.pythonanywhere.com/>
 - <https://trinket.io/>
- Students will use the following site to create flowcharts: <https://www.draw.io/>
- They can interact with these web sites through any typical web browser.



Course Code: EDL336

Computer Maintenance 1a: Introduction

Required Materials

- Video recording device
- Pen and paper

Software

- Word processing software
- Barcode creator
- QR code creator
- Text or Caret (Chromebook)
- Presentation software
- Graphic design software



Course Code: EDL100

Cosmetology 2: The Business of Skin and Nails

Required Materials for All Activities/Labs

- A computer with:
 - Internet access
 - A word processing program and a slide-show program
- A friend or family member to be your model
- A camera with:
 - Sound—a cell phone camera is fine
 - Video recording capabilities
- Trash can
- Trolley for products and tools
- Disposable Latex or Nitrile Gloves
- Clean sheets and towels
- Examples of work outfits – both appropriate and inappropriate
- Five beauty products of any kind from your own bathroom (to research their ingredients)
- Optional (for those doing labs/activities by hand):
 - Large butcher paper or poster board
 - Printer
 - Markers, colored pencils, crayons

Basic Manicure & Pedicure Materials (in addition to General Materials):

- A desk (technician table)
- Seating:
 - A technician chair
 - A client chair
 - Low to floor stool
 - Footrest or ottoman
- Tub large enough for feet
- Bowl
- Client Cushion or rolled towel
- Nail Brushes
- Nail Clippers
- Nail Nippers
- Toenail Clippers
- Toenail Nippers
- Nail Board
- Wooden Pusher
- Cotton balls or gauze
- Polish Remover
- Cuticle remover
- Massage lotion or oil
- Base Coat
- Colored Nail Polish (at least 2 different colors)
- Top Coat
- Disinfection container
- Disinfectant (or water to stand in for chemical)
- Cleaning brush

Nail Enhancement Materials (in addition to General Materials):

- Abrasive boards
- Buffer block
- Nail Dehydrator
- Nail Tip Adhesive
- Nail Tips
- Nail forms
- Tip Cutter
- Monomer/Polymer
- application brush
- Dappen dishes
- Nail primer
- Monomer liquid

- Polymer powder
- Adhesive-backed fabric
- Small piece of plastic
- Small scissors
- Tweezers
- Wrap Resin
- Wrap Resin Accelerator
- Cleansing solution
- Gel Brush
- Lint-free cleansing wipes
- Nail tips and resin
- Nail dehydrator
- UV or LED gel lamp
- UV or LED gel
- UV or LED gel polish
- UV or LED bonding gel or gel primer

Facial Materials (in addition to General Materials):

- A facial table (if you don't have one, have your client lie down on a bed or in a recliner)
- Magnifying lamp (or a flexible lamp and a magnifying glass)
- Headband, head covering, or towel with fastener
- Cotton pads
- Facial gown (you may substitute a large shirt or apron)
- Paper and Pencil
- Bowls
- Antiseptic lotion
- Cleansers and Makeup Removers
- Exfoliant
- Masks
- Toner
- Massage cream or lotion
- Moisturizers and/or sun-protective lotion
- Gauze
- Mask brush
- Paper towels
- Spatulas
- Sponges
- Tissues
- Facial steamer (optional)

Eyebrow Materials (in addition to General Materials):

- Roll of disposable paper
- Headband, head covering, or towel with fastener
- Cotton pads
- Eyebrow brush
- Wax heater
- Wax
- Wax remover
- Tweezers
- Fabric strips (if using soft wax)
- Soothing or antiseptic lotion
- Gentle cleanser and makeup remover
- Toner
- Spatulas or wooden applicators
- Eyebrow and lash tint or dye (if legal in your state)

Makeup Application Materials (in addition to General Materials):

- Makeup Cape
- Headband or hair clip
- Cotton pads, puffs, and swabs
- Sponges, Spatulas, and tissues
- Makeup Palette
- Disposable brushes for lip and mascara
- Eyelash curler and comb
- Assorted makeup brushes (for concealer, eye shadow, eyeliner, powder, brows, blush)
- Pencil Sharpener
- Cleansers
- Concealers
- Eye shadows
- Eyeliner
- Face powders
- Foundations
- Lip Colors
- Lip Liners
- Mascara
- Moisturizers
- Sunscreen
- Toner

Resume & Portfolio Materials (in addition to General Materials):

- Copies of your diplomas, certificates, and awards
- Photos from practice services you have performed
- Letters of reference or teacher recommendations



Course Code: EDL108

Cosmetology 3a: Introduction to Hair Skills

Required Materials

- Computer with internet capabilities, word processing program, slideshow presentation program
- Camera or phone with video recording capabilities
- Two friends or family member volunteers
- A sample release statement for client to sign
- Client chair
- Professional attire to wear in videos
- Cape for draping
- Ingredients to create a shampoo or conditioning treatment (will vary by student)
- Sink for washing and rinsing hair
- Towels
- Shampoo and conditioner
- Training mannequin head with hair
- Special effect hair coloring treatment
- Non-special effect hair color treatment
- Protective gloves



Course Code: EDL156

Cosmetology 3b: Waving, Coloring & Advancing Hair Skills

Required Materials

- Computer with internet capabilities, word processing program, slideshow presentation program
- Camera or phone with video recording capabilities
- Two friends or family member volunteers
- A sample release statement for client to sign
- Client chair
- Professional attire to wear in videos
- Cape for draping
- Ingredients to create a shampoo or conditioning treatment (will vary by student)
- Sink for washing and rinsing hair
- Towels
- Shampoo and conditioner
- Training mannequin head with hair
- Special effect hair coloring treatment
- Non-special effect hair color treatment
- Protective gloves



Course Code: EDL114

Culinary Arts 1a: Introduction

Required Materials

- A digital camera or camera phone
- A medium-size skillet
- A flat spatula
- A gas or electric range
- 4 large flour tortillas
- 16 oz shredded cheddar cheese (2 cups)
- 1 cup sliced green chilies
- 1 Tbsp vegetable oil
- Sour cream and/or guacamole for toppings (optional)
- Kitchen mixer
- 7 egg whites
- 2 tsp vanilla
- ¼ tsp salt
- 1 tsp cream of tartar
- 14 Tbsp sugar
- Food thermometer
- Medium-size frying pan
- Tongs
- Spoon
- Paper towel
- Knife
- Gas or electric range
- 1 chicken breast and thigh with skin
- 6 Tbsp flour
- 1 tsp paprika
- 2 oz vegetable oil (¼ cup)
- Salt and pepper to taste



Course Code: EDL115

Culinary Arts 1b: Exploring Careers in Culinary Arts

Required Materials

- A digital camera or camera phone
- Fresh shrimp (any quantity)
- Saucepan
- Gas or electric range
- Table or flat surface
- Large plate
- 1 small plate
- 2 glasses
- 2 spoons
- 2 forks
- 2 butter knives
- 1 napkin
- 1 medium-size frying pan
- 1 medium-size bowl
- 1-cup or 2-cup measuring cup
- Spatula
- 1 9x13 casserole dish
- Gas or electric range
- 8 slices of bread, cubed
- 2 cups milk
- 10 eggs
- 1 lb ground sausage
- 1 ½ cups shredded cheddar cheese
- Butter or cooking spray for greasing casserole dish
- Kitchen mixer with flat beater attachment
- Rubber spatula
- Spoon
- Baking tray lined with parchment paper
- Cling film (i.e. plastic wrap)
- 6 oz brown sugar (¾ cup)
- 3.5 oz butter (7 Tbsp)
- 4 Tbsp molasses
- 1 egg
- 13 oz flour (about 1 ½ cups)
- 2 tsp baking soda
- ½ tsp ground cloves
- 1 tsp cinnamon
- ¼ tsp salt



Course Code: EDL096

Culinary Arts 2: Baking, Pastry, and More!

Required Materials

- Smartphone or other way to take videos/photographs
- Presentation software (Microsoft Powerpoint, etc.)
- Stove
- Oven
- Baking and roasting pans/sheets
- Pots and frying pans
- Measuring spoons, cups and jugs
- Metal mixing bowls
- Wooden spoon/rubber spatula
- Baking parchment
- Serving plates
- Cutlery
- Water
- Salt
- Any dry ingredient (flour, sugar, etc.)
- Any liquid ingredient (eggs, milks, etc.)
- Kitchen equipment for maintenance (e.g., mixer or blender)
- Bread flour
- Cleaning materials (dish soap, sanitizer, cleaning sponge, clean cloth)
- Leavening agents (including yeast)
- Butter or preferred oil
- Pre-prepared bread mix
- Bread pans
- Flour
- Sugar
- Sweet and savory pie fillings (fruit, meats, etc.)
- Butter and shortening
- Eggs
- Pie pan
- Flour
- Butter
- Sugar
- Eggs
- Cream
- Cake pan
- Freezer
- Chocolate
- Thermometer
- Double boiler
- Baking parchment
- Pastry bag with variety of tips
- Fruit
- Sugar
- Garnishing tool of choice
- Tools of choice for molecular gastronomy
- Writing, printing, and/or drawing materials for props and planning video
- Gluten free alternative ingredient
- Three fair trade ingredients
- Two proteins of choice (fish, beef, etc.)
- Ingredients from various cultures
- Large serving plate or dish
- Cutlery for serving
- Writing materials
- Printer access
- Materials or program for designing menus
- Writing materials
- Materials or program for presentation diagrams



Course Code: EDL098

Cybersecurity 1a: Foundations

Required Materials

- Slide-show presentation program
- Word processing program

Software: Virtual Box: <https://www.virtualbox.org/wiki/downloads>

In order to run VirtualBox on your machine, you need:

- CPU: Recent Intel or AMD processor
- Memory: 2+GB RAM
- Hard disk: About 4GB free hard disk space
- Supported Operating System: Windows, Mac OS X, Linux, Solaris and OpenSolaris.

Note: Your state’s standards for this Cybersecurity course may require students to purchase and to install security equipment. Check with your school’s administration to determine if this is necessary for course completion. This course provides alternate activities that could address these standards

Other Materials

- USB memory stick
(Recommended to be at least 4 GB)

Optional Materials

(The following materials will only be needed if student chooses to do some activities/labs by hand.)

- Printer
- Blank paper (a variety of sizes)
- Markers, crayons, pens, pencils



Course Code: EDL099

Cybersecurity 1b: Defense Against Threats

Required Materials

- Slide-show presentation program
- Word processing program

Other Materials

- USB memory stick
(Recommended to be at least 4 GB)

Software: Wireshark:
<https://www.wireshark.org/#download>

In order to run Wireshark on your machine, you need:

- Hard disk: USB memory stick
(Recommended to be at least 4 GB)
- Memory: 2+GB RAM
- Supported Operating System:
Windows, Mac OS X

Optional Materials

(The following materials will only be needed if student chooses to do some activities/labs by hand.)

- Printer
- Blank paper (a variety of sizes)
- Markers, crayons, pens, pencils

Software: Virtual Box:
<https://www.virtualbox.org/wiki/downloads>

In order to run VirtualBox on your machine, you need:

- CPU: Recent Intel or AMD processor
- Memory: 2+GB RAM
- Hard disk: About 4GB free hard disk space
- Supported Operating System: Windows, Mac OS X, Linux, Solaris and OpenSolaris

Note: Your state’s standards for this Cybersecurity course may require students to purchase and to install security equipment. Check with your school’s administration to determine if this is necessary for course completion. This course provides alternate activities that could address these standards.



Course Code: EDL253

Dental Assistant 1a: Introduction

Required Materials

- Camera phone or video camera
- Pencil
- Colored pencils
- Paper
- Friend or family member

Software

- Word processing software
- Slide presentation software

Optional

- Scanner



Course Code: EDL279

Digital Design 1a: Introduction

Physical Required Materials

- Audio recording device
- A carving tool
- Substrate: paper, t-shirt, or any smooth and printable surface
- Paper and pens
- Paper towel
- Printer
- Camera
- Ink (could be a stamp pad) or paint (any type) and paintbrush
- Large potato

Software

- Presentation software
- Website-building and hosting platform
- Photo editing software
- Word processing software
- Web-based drawing software (such as Google Drawings)
- Digital design software
- Vector editing software
- Canva's Color Wheel or Adobe's Color Wheel



Course Code: EDL237

Digital Media Fundamentals 1a: Introduction

Physical Required Materials

- Computer with internet access
- Optional: tripod for camera/smartphone
- Digital camera or smartphone
- Optional: white bedsheet (for light diffuser)
- Friends or family to serve as models in photoshoot
- USB cable
- Access to indoor and outdoor location for photoshoot

Technical Required Materials

- Word processing software (Microsoft Word, Google Docs, etc.)
- Google Slides
- GIMP or Adobe Photoshop
- Google Drive
- Vecteezy account
- Optional: iMovie or WeVideo
- Powtoon account
- Optional: YouTube account
- Canva account



Course Code: EDL238

Digital Media Fundamentals 1b: Producing for the Web

Required Materials

- Internet access
- Account with Wix.com
- Smartphone
- GarageBand (Mac) or Audacity (any platform)
- Presentation software, such as Google Slides
- Smartphone app that records audio
- Headphones
- Account with Canva (or other image creation software)

Optional

- USB cord
- Microphone



Course Code: EDL320

Digital Media Web Design 2a: Build a Portfolio Website

Required Materials

- Word processing software
- Slide presentation software
- Video camera (optional)



Course Code: EDL321

Digital Media Web Design 2b: Build an eCommerce Website

Software

- Word processing software
- Google Drawings (requires login)
- GUI-based web page builder
- A free color palette picker (like Adobe's at color.adobe.com)
- Capability to clip or take screen shots
- Access to two social media platforms



Course Code: EDL116

Digital Photography 1a: Introduction

Required Materials

- Manual camera or digital camera with manual settings (the camera needs to allow for the mode, shutter speed, and aperture to be adjusted)
 - Tripod (or necessary item(s) to create a stable foundation such as a table)
 - Reflector (white paper, poster board, sheets, or a wall can also serve as a reflector)
 - Image editing software
 - Access to a slideshow application, such as PowerPoint
- A Smartphone may be used for most required tasks, however, appropriate applications will need to be installed to allow the student to make the necessary adjustments to the camera mode, shutter speed, and aperture.*



Course Code: EDL117

Digital Photography 1b: Creating Images with Impact!

Required Materials

- Manual camera or digital camera with manual settings (the camera needs to allow for the mode, shutter speed, and aperture to be adjusted)
 - Tripod (or necessary item(s) to create a stable foundation such as a table)
 - Reflector (white paper, poster board, sheets, or a wall can also serve as a reflector)
 - Image editing software
 - Access to a slideshow application, such as PowerPoint
- A Smartphone may be used for most required tasks, however, appropriate applications will need to be installed to allow the student to make the necessary adjustments to the camera mode, shutter speed, and aperture.*



Course Code: EDL017

Digital Photography 2: Discovering Your Creative Potential

Required Materials

- Digital camera: "point and shoot" or above
- Image editing software capable of the following:
 - cropping
 - changing a photo to black and white
 - adjusting color and brightness
 - resizing images
 - applying filters and special effects like texture or glitter
 - creating layers
- *A Smartphone may be used for most required tasks, however, appropriate applications will need to be installed to allow the student to make the necessary adjustments to the camera mode, shutter speed, and aperture.*
- One frame (of your choice) to display a photograph on the wall
- 3M strip (or something similar)



Course Code: EDL118

Early Childhood Education 1a: Introduction

Required Materials

- Computer with internet access
- Word processing program of your choice
- Paper to write on and writing utensil (optional)
- Digital design tool like Canva (optional)
- Video recording equipment (a cell phone camera works)
- Five materials of differing textures and colors

Other

Note: students should choose one of the bullet points below; either digital or analog options.

- Online tools like Google Slides, Google Docs, Canva, etc, a desktop program like Microsoft PowerPoint or Word
- Poster board



Course Code: EDL119

Early Childhood Education 1b: Developing Early Learners

Required Materials

- Computer with internet access
- Word processing program of your choice
- Video recording device
- Digital design tool like Canva
- A container, roughly the size of a shoebox (it does not have to be rectangular)
- Poster board (optional)
- Scissors or a sharp knife to cut (please use responsibly and safely—children would not be using this as it is just to create your sortable items)
- At least five different durable materials of varying colors (examples: wash cloth, sand paper, poster board, Styrofoam, cardboard, paper, cotton, rubber, silk, etc.)



Course Code: EDL265

EKG Technician 1a: Introduction

Required Materials

- Tape or stickers (blue masking tape recommended)

Software


- Word processor software
- Spreadsheet software
- Camera
- Slide presentation software
- Video camera/audio recorder
- Image creation software

Other

- “Scene” partner, dummy, or some proxy for a human (could require large sheets of paper and markers)

Optional

- Audio recording device
- Marker or pen



Course Code: EDL266

EKG Technician 1b: Analysis and Response

Required Materials

- Video recording device
- Audio recording device
- Couch, bed, low table, or similar object a human can lie flat on safely
- Mannequin, scene partner, large doll, or stuffed animal
- Chair

Software

- Word processing software
- Slide presentation software
- Image editing software

Optional

- Graph paper and writing utensil
- Camera
- Scanner
- Spreadsheet software
- Markers and paper



Course Code: EDL300

Emergency Medical Responder 1a: Introduction

Required Materials

- Computer
- Digital camera device or video recorder
- Large pen or marker

Software

- Internet access
- Word processing software

Other

- Friends or family members

Optional

- Pencil (optional)
- Paper (optional)



Course Code: EDL301

Emergency Medical Responder 1b: Prepared for Action

Required Materials

- Video recording device
- Various props like towels, belts, etc.
- Audio recording device
- Doll or another prop

Software

- Word processing software
- Slide presentation software

Optional

- Design program of your choice
- Pencil
- Colored pencils
- Paper
- Poster boards and art supplies



Course Code: EDL261

Entrepreneurship 1a: Introduction

Required Materials

- Audio recording device

Software

- Word processing software
- Spreadsheet software
- Design software (slideshow presentation software, graphic design software)

Other

- Internet Access
- Interviews with financial institutions
- Friend or family member volunteer
- Online application
- Relevant household props

Optional

- Interview with business owner



Course Code: EDL262

Entrepreneurship 1b: Make Your Idea a Reality

Required Materials

- Audio recording device
- Video recording device
- Scratch paper

Software

- Word processing software
- Spreadsheet software
- Presentation software
- Online banking simulator

Other

- Internet access
- 1040 form from irs.gov
- Friend or family member volunteer
- Sample W-2 form
- Relevant household props

Optional

- Interview with business owner



Course Code: EDL231

Excel: Office Fundamentals Series

Required Materials

- Microsoft Office Excel 2019, or an Office 365 subscription



Course Code: EDL349

Fashion Design

Required Materials

- art supplies, such as paper, pens, colored pencils, paints, tape, glue, scissors, poster board, and markers
- raw materials to either create or modify a garment or accessory, such as fabric, buttons, and other components
- sewing machine (can be electronic programmable, straight stitch, zigzag, or old-style machine; should have tension adjustment controls)
- if necessary, methods to clean material, such as a dry-cleaning service, washing machine, detergent, or supplies for hand washing
- pattern tools to mark on fabric, such as tailor's chalk or pen with disappearing ink
- if necessary, methods to press or iron material, such as an iron, ironing board, and possibly a pressing cloth
- needle and thread for hand sewing
- thread
- measuring tape or yardstick
- fabric
- pattern

Software

- word processing software
- slide presentation software

Other

- person who works in the fashion industry to interview

Optional

- software that allows the creation of simple art projects, such as Photoshop or Canva
- notebook
- software such as Illustrator, Photoshop, or Procreate
- phone camera or other digital camera
- audio recording device
- video recording device

- images from magazines
- index cards
- computer printer
- iron
- light box
- embroidery floss or yarn
- print fashion magazines
- calculator (can be a phone-based or web-based calculator rather than a separate device)
- if necessary, methods to clean material, such as a dry-cleaning service, washing machine, detergent, or supplies for hand washing
- if necessary, methods to press or iron material, such as an iron, ironing board, and possibly a pressing cloth
- a portfolio case, binder, or other way to assemble and organize physical samples
- a website or online portfolio account where you can create a digital portfolio



Course Code: EDL069

Forestry and Natural Resources

Required Materials

- A digital camera or camera phone
- Approximately 1 cup of soil
- A clear glass jar with a lid
- Water to fill the jar
- A ruler or tape measure
- Marker or tape
- Supplies for an experiment of the student's choice
- Samples of water from three different water sources
- 3 clear glass containers with lid



Course Code: EDL243

Foundations of Game Design 1a: Introduction

Required Materials

- Computer with:
 - OS of Windows 7 SP1+, 8, 10, 64-bit versions only
 - Mac OS X 10.9+
 - Server versions of Windows & OS X are not tested
 - GPU: Graphics card with DX10 (shader model 4.0) capabilities
- Writing utensils
- Paper
- Photograph-capable device
- Sticky notes
- Index cards or paper and scissors

Downloadable Software

- Unity 2017.4, latest LTS versio
- GIMP 2.10.10



Course Code: EDL244

Foundations of Game Design 1b: Storytelling, Mechanics, and Production

Required Materials

- Internet Connection
- Word processing software
- Slideshow presentation software
- Webcam
- Video Recording device
- Color Printer

Downloadable Software

- Unity 2017.4, latest LTS version
 - OS: Windows 7 SP1+, 8, 10, 64-bit versions only; Mac OS X 10.9+
 - GPU: Graphics card with DX10 (shader model 4.0) capabilities
- GIMP 2.10.10
- Blender 2.8

- Cross-platform for Windows, MacOS 10.12+ and Linux
- Graphics card with 1GB RAM, Open GL 3.3
- 1280x768 display
- 4 GB RAM
- 64-bit dual core 2Ghz CPU with SSE2 support
- Audacity 2.3.2
 - CPU with SSE2 support
 - 2 GB RAM
- Openshot 2.4.4
 - 64-bit multi-core processor
 - 4 GB RAM

Browser-Based Software

- REPL.it
- A vector editor of the student's choice
- Google Drive
- SFMaker



Course Code: EDL330

Game Design 2a: Build a World

Required Materials

- Pen or pencil
- Index cards (15)
- Camera device
- Paper

Software

- Word processing software
- Presentation software
- Unity LTS Release 2019.4.8f1 (requires login)
- Operating System: Windows 7 (SP1+) and Windows 10, 64-bit versions only. MacOS Sierra 10.12.6+, Ubuntu 16.04, Ubuntu 18.04, and CentOS 7.
- CPU: X64 architecture with SSE2 instruction set support
- Graphics API: DX10, DX11, and DX12-capable GPUs
- Metal-capable Intel and AMD GPUs
- OpenGL 3.2+ or Vulkan-capable, Nvidia and AMD GPUs.
- Weebly (requires Login)



Course Code: EDL331

Game Design 2b: Launch a Game

Software

- Unity LTS Release 2019.4.8f1 (requires login)
- Word processing software
- Google Drawings (requires login)
- Graphic design software

Other

- Helper



Course Code: 063

Health 1: Life Management Skills

Required Materials

- Video recording device (smartphone, computer with camera)
- Paper and drawing materials (Not required if student has digital poster software)
- Camera

Software

- Design program such as canva.com (Not required if student has paper and drawing material)
- Slide presentation software
- Word processing software

Other

- Recipe
- All ingredients for recipe



Course Code: EDL357

Health & Physical Fitness 1a: Introduction

Required Materials

- Scale for weight measurement
- Yardstick or cloth measuring tape
- A timer: can use one on a smartphone, computer, or analog clock
- Pen/pencil and scratch paper
- Masking or painters tape
- Workout gear (gym shoes, athletic clothes, etc.)
- Videorecording device
- Two place markers of some sort: tape, rocks, cones, etc.
- A small notebook and pen (something to make notes on)
- A planner or calendar

Software

- Word processing software
- Fitness Inventory Software

Other

- Digital design application
- Camera or scanner to upload image of poster



Course Code: EDL358

Health & Physical Education 1b: Invest in Your Health

Required Materials

- Video recording device
- Audio recording device
- Camera
- Paper
- Markers
- Pencil or pen

Software

- Word processing software
- Spreadsheet software
- Presentation software

Other

- Health Inventory Table
- Calorie-counting application or website

Optional

- Digital design software



Course Code: EDL029

Health Science 1: The Whole Individual

Required Materials

- A video camera / recording equipment



Course Code: EDL152

Health Science Foundations 1a: Introduction

Required Materials

- Computer with:
 - Internet access
 - Slideshow program (PowerPoint, Keynote, etc.)
 - Word Processing Program (Microsoft Word, etc.)
- Digital camera or camera phone with photo and video/audio capabilities
- Large piece of paper or poster board
- Markers, pencils, and other drawing/writing implements
- Drawing paper or magazines to cut up
- Glue or tape
- Scissors
- A volunteer (friend, family member, neighbor, etc.)



Course Code: EDL153

Health Science Foundations 1b: Professional Responsibilities

Required Materials

- Computer with:
 - Internet access
 - Word processing program
 - Slideshow program
- Printer or access to a printer
- Video recording device (camera phone or computer camera)
- Two family members or friends to volunteer in videos
- Soap, water, and a sink
- Hand sanitizer
- Basic cleaning supplies
- Standard growth chart from CDC or WHO
- Bathroom scale
- Measuring Tape
- Various household items to use as props to demonstrate infection control techniques (needles/ sharps disposal)
- Long coat/shirt to act as a gown
- Professional attire (1 outfit)
- Gloves (single use latex or vinyl)
- Goggles
- Face mask



Course Code: EDL092

Health Science: Nursing

Required Materials

- Computer with word processing program like MS Word, Excel-type program, and slide show program like PowerPoint
- Computer with access to internet
- Brochure maker software (optional)
- Video Recording device: smart phone, digital camera with audio, computer camera, or any device that can record both video and sound.
- First aid kit and supplies:
 - Alcohol and cotton swabs or alcohol wipes
 - Syringe or object to mimic syringe (pencil)
 - Bandage materials: sterile gauze, tape, large bandages
 - Space blanket
 - Antiseptic cream/gel
 - Scissors
 - Cold pack
- Surgical Gloves
- Surgical Gown (or clothing that is similar)
- Object like a piece of fruit to demonstrate asepsis
- Clean towels or pieces of cloth
- Thermometer
- Bathroom scale
- Yardstick or measuring tape
- Stopwatch or watch with timer or second hand
- Friend or family member to act as your “patient”
- Practice dummy: a large pillow or stuffed animal is a good substitute
- Automated External Defibrillator or a box with two strings attached; the strings will need adhesive bandages or tape on the ends



Course Code: EDL091

Health Science: Public Health

Required Materials

- Computer
 - with internet connection
 - with access to a word-processing program
 - with access to a slideshow presentation program
 - with the ability to do screen shots or use the Snipping Tool
 - with access to Dropbox
- Device with Photo- and Video-Recording Capabilities:
 - cell phone, digital camera, or computer camera
- Craft Materials:
 - Poster-Board or Large Butcher Paper

- markers, glue, pencils, pens, scissors (only necessary for those who choose to create handmade projects rather than digital when given the option; however, there is always a digital option for every lab/activity that involves creating a presentation)
- Toy Doll or Stuffed Animal for Demonstrations
- Watch, Digital Timer, or the Timer on a Cell Phone

Optional Materials

There are ways to complete the labs and activities without these materials (as explained in individual labs and activities); however, if it is possible to obtain these materials, they will be helpful:

- Human Volunteer
 - friend or family member
- Scale
 - to take a person's weight
- Measuring Tape
- Thermometer
 - to take a person's temperature
- Blood Pressure Cuff
- Printer with Paper and Black and White Ink (and Preferably Colored Ink)
- Protective Clothing: Gown, Mask, and Gloves



Course Code: EDL370

High School Career Discovery

Required Materials

- Video recording device

Software

- Word processing software
- Presentation software
- Spreadsheet software

Other

- Advertisement or other marketing piece

Other

- Art supplies
- Camera



Course Code: EDL027

Hospitality & Tourism 1

Required Materials

- video recording device (a camera phone, computer camera, or other kind of device capable of recording video and audio)
- audio recording device (like a cell phone)
- various props from around the house for videos

Software

- slide presentation software
- word processing software
- online file storage like Google Drive

Other

- friend or family member volunteer



Course Code: EDL088

Hospitality and Tourism 2a: Restaurant and Hotel Management

Required Materials

- Computer with:
 - Internet access
 - Slideshow program like Keynote or PowerPoint
 - Word processing program like Microsoft Word
- Video recording device
 - Digital camera, cell phone, or computer with video capabilities
- Audio recording device
 - Computer, cell phone app, or handheld voice recorder
- A friend or family member to assist with various activities/labs
- A real or fake telephone to use as a prop

Optional Materials

(only needed if student will not create labs/activities digitally)

- Craft materials:
 - Crayons, markers, colored pencils
 - Glue
 - Scissors
- Poster board or butcher paper
- Printer



Course Code: EDL111

Hospitality and Tourism 2b: Hotel and Restaurant Management

Required Materials

- Computer with internet access
- Slideshow presentation program (PowerPoint, Keynote, etc.)
- Word processing program (Microsoft Word, Text Editor, etc.)
- Notetaking materials such as a notebook or clipboard
- Pens and/or pencils

- Camera with photo and video recording capabilities
- Friend or family member volunteer
- Stuffed animal or doll (for CPR demonstration if friend/family member unavailable)
- Poster board and tri-fold board (if certain labs/activities are done by hand and not digitally)



Course Code: EDL093

Human and Social Services 1

Required Materials

- Computer with internet access and a word processing program
- Video recording device: smart phone, digital camera with audio, computer camera, or any other device that can record both video and sound

Optional Materials

- Drawing software
- Brochure maker software
- Multimedia-type programs
- Paper and drawing tools
- Digital scanner to scan hand-drawn images
- Donation box



Course Code: EDL350

Interior Design

Required Materials

- video recording device
- paper and/or index cards
- journal
- graph paper
- pen or pencil
- crayons, markers, or colored pencils (at least 12 colors)
- measuring tape
- printer and printer paper
- crafting supplies
- magazines, newspapers, or a computer with internet access to select furnishing items

Software

- word processing software
- CAD software (free download)
- spreadsheet software
- presentation software
- online virtual decoration software

Other

- some furnishing and décor items currently in your home
- an object to upcycle
- magazines, newspapers, fabric samples, and other items to include on a mood board
- friend or family member to act as an interviewer
- appropriate clothing for an interview role play



Course Code: EDL251

Introduction to Networking 1a: Introduction

Required Materials

In Unit 6 of this course, students cut and create two types of Ethernet cable. To complete this activity, they will need to purchase materials, with a total cost of around \$42.00.

These activities are valuable because they give students a chance to follow procedures that are discussed in this course and to try their hands at an important networking skill. Any student who cannot complete the cabling activities may complete the alternate assignments. However, it should be noted that the alternate activities may not be in complete alignment with all the given standards for this course.

- Digital camera device
- EZ RJ45 crimp tool (\$15.99)*
- EZ RJ45 connectors (\$12.97)*
- Network cable tester (\$6.89)*
- Cat5e cable (6 foot) (\$5.99)*
- Permanent marker

*Note: There are many different brand names available, with a wide range of pricing. The items can be purchased separately or as a bundle.

Software

- Word processing software
- Google Sheets (requires login)
- Slide presentation software
- Image editing software
- Spreadsheet software

Optional

- Writing supplies
- Measuring tape
- Scissors



Course Code: EDL252

Introduction to Networking 1b: Network Oversight

Software

- Word processing software
- Google Drawings (requires login)
- Presentation software
- PDF reader
- Spreadsheet software

Optional

- Printer (optional)
- Paper (optional)
- Writing device (optional)
- Digital camera device (optional)



Course Code: EDL221

Introduction to Programming 1a: Introduction

Required Materials

- Computer with:
 - Internet access
 - Presentation software
 - Word processing software
- Free accounts with:
 - <https://www.pythonanywhere.com/>
 - <https://trinket.io/>
 - <https://www.google.com/>
 - <https://www.draw.io/>

*Important Note: You cannot use PythonAnywhere if you are under 13 years of age.



Course Code: EDL222

Introduction to Programming 1b: Problem Solving Through Programming

Required Materials

- Internet access
- Free accounts with:
 - <https://www.pythonanywhere.com/>
 - <https://scratch.mit.edu/>
 - <https://www.google.com/>
 - <https://www.obvibase.com/>
 - <https://trello.com/>

*Important Note: You cannot use PythonAnywhere if you are under 13 years of age.



Course Code: EDL095

Learning in a Digital World: Strategies for Success

Required Materials

- Digital camera – either camera phone, iPad, computer camera – as long as image can be recorded and uploaded to computer
- Paper and colored pencils if student chooses to hand draw certain activities



Course Code: EDL275

Legal Admin Specialist 1a: Introduction

Required Materials

- Videorecording device
- Office props (desk or table, computer, paper supplies, files, pens, pencils, etc.)

Software

- Word processing software
- Presentation software
- Spreadsheet software
- Typing speed test software (i.e., www.typingtest.com/test.html)

Optional

- Digital calendar



Course Code: EDL276

Legal Admin Specialist 1b: Taking Care of the Legal Office

Required Materials

- A video recording device
- A camera

Software

- Word processing software
- Spreadsheet software
- Presentation software
- Program to save a .pdf
- Email software program

Other

- Two speaking partners for communication practice

Optional

- A peer or family member to play the role of the employee
- An email account



Course Code: EDL094

Life Skills: Navigating Adulthood

Required Materials

- Computer:
 - with word processing program like MS Word, Excel-type program, and slide show program like PowerPoint
 - with access to internet
- Camera:
 - to photograph any activities done by hand
 - with recording capabilities to record activities
- Poster-board or butcher paper
- Timer – either an actual stopwatch or a timer on your phone
- Pencil
- Blank Paper
- A friend or family member to help with various activities and demonstrations

Optional

- Magazines and/or printer for images in U3 activity



Course Code: EDL239

Management 1a: Introduction

Required Materials

- Balance sheet (click to download)
- Profit and loss statement (click to download)
- Audio recording device

Software

- Word processing program
- Slide presentation software
- Internet access
- Spreadsheet software
- Tynker (Free) – <https://www.tynker.com>
- Lucidchart (Sign in with Google or email; Free) – <https://www.lucidchart.com>
- Replit (Free) – <https://repl.it/> Must have an email address to create a free account

Optional

- Poster board
- Art supplies (crayons, markers, colored pencils)
- Video recording device



Course Code: EDL240

Management 1b: Insight & Oversight

Required Materials

- Video recording device
- Audio recording device

Software

- Word processing software
- Presentation software
- Spreadsheet software

Other

- Friend or family member



Course Code: EDL226

Marketing Foundations 1a: Introduction

Required Materials

- Computer with:
 - Internet access
 - Word processing program
 - Slideshow presentation program
- Camera for still photographs (either digital or cell phone camera)
- Video recording device with audio (computer camera, cell phone camera, etc.)

Optional Materials

- Poster board
- Markers, crayons, colored pencils



Course Code: EDL227

Marketing Foundations 1b: Building Your Base

Required Materials

- Computer with:
 - Internet access
 - Word processing program
 - Slideshow presentation program
- Camera for still photographs (either digital or cell phone camera)
- Video recording device with audio (computer camera, cell phone camera, etc.)
- Audio recording device for podcast recording
- Access to television, magazines, radio to observe advertisements
- Friend or family member volunteer
- Various video props: telephone, calculator, pen and paper, graphs and charts, cash register (or something to represent one), purchase orders, packing slips, spreadsheet

Optional Materials

- Poster board
- Markers, crayons, colored pencils



Course Code: EDL269

Marketing 2a: Global Business and Trade

Required Materials

- Computer with:
 - Internet access
 - Word processing program
 - Slideshow presentation program
- Camera for still photographs (either digital or cell phone camera)
- Audio recording device for podcast episode
- Video recording device with audio (computer camera, cell phone camera, etc.)
- Access to television, magazines, radio to observe advertisements
- Friend or family member(s) to volunteer
- Calculator (phone calculator will suffice)
- 5 miscellaneous products from around the house

Optional Materials

- Poster board
- Scissors
- Markers, crayons, colored pencils
- Glue
- Other arts and craft materials



Course Code: EDL270

Marketing 2b: Developing a Sales Team

Required Materials

- Computer with:
 - Internet access
 - Word processing program
 - Slideshow presentation program
- Camera for still photographs (either digital or cell phone camera)
- Video recording device with audio (computer camera, cell phone camera, etc.)
- Calculator or calculator app
- Audio recording device for podcast recording
- Access to television, magazines, radio to observe advertisements
- Friend or family member to volunteer
- Various video props: telephone, calculator, pen and paper, graphs and charts, cash register (or something to represent one), purchase orders, packing slips, spreadsheet
- Poster board or large butcher paper

Optional Materials

- Markers, crayons, colored pen



Course Code: EDL267

Medical Assistant 1a: Introduction

Required Materials


- Art supplies
- Audio recording device
- Video recording device
- Camera

Software

- Spreadsheet software
- Word processing software

Optional

- Printer
- Graphic design software
- Presentation software
- Publishing software
- Friend or family member
- Index cards
- Diagrams or illustrations of different body systems




Course Code: EDL259

Medical Diagnostic Technology 1a: Introduction

Required Materials

- An internet connection
- Word processing software
- Poster board
- Markers or crayons
- Camera or computer with video recording capabilities
- Paper
- Ruler
- Pencil/pen



Course Code: EDL260

Medical Diagnostics 1b: Exploring Systems & Procedures

Required Materials

- Poster board
- Pencil
- Markers
- 2 Friends or Family members
- Thermometer
- Stopwatch
- Graph paper
- Colored pens or pencils
- Paper
- Slideshow program



Course Code: EDL310

Medical Lab Assisting 1a: Introduction

Required Materials

- Calculator
- Audio recording device
- Video recording device
- Paper and pencil
- Crayons, colored pencils, or markers
- Hand hygiene supplies (soap, towel, etc.)
- Camera

Software

- Word processing software
- Presentation software
- Audio editing software

Other

- Flashcard template software
- Graphic design software



Course Code: EDL241

Medical Terminology 1a: Introduction

Required Materials

- Standard computer with:
 - Internet access
 - Word processing program
 - Slideshow program
- Video recording device (camera phone or computer camera)
- Medical Dictionary (printed or online)
- Standard sized paper
- Pencil or colored pencils



Course Code: EDL242

Medical Terminology 1b: Discovering Word Foundations

Physical Required Materials

- Laptop or desktop computer
- Computer speakers
- Camera or video recorder
- Printer and printer paper

Technical Materials

- Slideshow software
- Word processing program
- Video editor



Course Code: EDL225

Middle School Career Exploration 1

Required Materials

- Computer with:
 - Word document program
 - Slideshow program
- Pictures or images for slideshows
- Job Application Form for U8 (downloaded from internet)
- Camera with video recording
- Calculator
- Poster board for U3 Assessment Job Board
- Printed images for U3 Assessment Job Board
- Pencil



Course Code: EDL226

Middle School Career Exploration 2

Required Materials

- Video recording device like a camera or a phone

Software

- Word processing software
- Slide presentation software

Optional

- Paper, pencil, posterboard and markers



Course Code: EDL102


Middle School Coding 1a: Introduction

Required Materials

- Device that can record video or audio

Software

- Word processing software
- Obvibase (requires login)
- Scratch (requires login)
- Lucidchart (requires login)
- OnlineGDB (requires login)
- Google Docs (requires login)



Course Code: EDL109

Middle School Coding 1b: Learning Python & Javascript

Required Materials

- Browser-based software that may need a login
- Repl.it: <https://repl.it/>



Course Code: EDL077

Middle School Digital Art and Design

Required Materials

- Digital camera or cell phone with a camera feature (requires uploading digital photographs taken by student)
- Drawing paper and colored pencils or markers or drawing software (requires creating a character that could be animated)
- A computer or phone with a recording feature/app (will need to record a "radio" commercial)
- Drawing paper and colored pencils or markers or drawing software (requires creating a logo)



Course Code: EDL341

Middle School Exploring Business

Required Materials

- Video recording device
- Audio recording device
- Camera

Software

- Word processing software
- Presentation software

Optional

- Art supplies, such as markers and large index cards
- Illustration software
- Printer



Course Code: EDL342

Middle School Exploring Health Science

Required Materials

- Video recording device
- Household props (will vary)
- Various household items like cloth mask, cotton gloves, cleaner or antibacterial wipes
- Rubber band, belt or fabric
- Small square of paper or cotton ball
- Mechanical pencil
- Container for vial
- Friend or family member
- Graph paper
- Colored pencils
- Chair with armrests
- Additional chair

Software

- Slide presentation software
- Word processing software

Optional

- Paper
- Colored pencils
- Various household props
- Stuffed animal or doll
- Illustration software
- Printer



Course Code: EDL343

Middle School Exploring Information Technology

Required Materials

- Computer with a microphone and camera

Software

- Google Drive (requires login)
- Google Sites (requires login)
- Gmail (requires login)
- Lucidpress (requires login)
- Obvibase (requires login)
- CodeSkulptor3
- Webcamera.io



Course Code: EDL079

Middle School Exploring Music

Required Materials

- Video recording device
- Audio recording device



Course Code: EDL080

Middle School Fitness

Required Materials

- Video recording device – either camera phone, iPad, computer camera – as long as video and sound can be recorded
- Paper and pencils if student chooses to hand draw certain labs rather than using slide-show presentation
- Free weights or a free-weight substitute like canned soup or milk jugs
- A ball for throwing
- A Frisbee
- Hockey stick, golf club, or baseball bat and matching ball
- Timer
- Distance tracker or distance tracking app
- Tennis racket, badminton racket, or ping-pong paddle
- Jump rope
- Volleyball or football
- A friend or family member to act as a partner



Course Code: EDL103

Middle School Game Design 1a: Introduction

Required Materials

Scratch 3.0 Preview

- We are accessing Scratch 3.0 Preview Version in this course. Here are the minimum requirements from the Scratch 3.0 FAQ page (<https://scratch.mit.edu/preview-faq>):
- Scratch 3.0 is built on industry-standard HTML5 technology and is no longer dependent on Flash. Because of this, it runs in any modern web browser.

Desktop

- Chrome (63+)
- Edge (15+)
- Firefox (57+)
- Safari (11+)
- Internet Explorer will NOT be supported.

Tablet

- Mobile Chrome (62+)
- Mobile Safari (11+)

Frequently Asked Questions

Will Scratch 3.0 work on tablets and phones?

- Scratch 3.0 will work on desktop, laptop, and tablet devices (iOS 11+ and Android 6+). On tablets, there won't be a way to use "key pressed" blocks or right-click context menus until next year.
- You will be able to view projects on mobile phones, but you won't be able to create or edit projects on phones.

Will Internet Explorer be supported?

- No. We encourage Scratch 2.0 users using Internet Explorer to upgrade their browsers in advance of the Scratch 3.0 official launch.
- WebGL is a browser technology that is used by Scratch 3.0 to render projects to the stage. While WebGL is supported in all modern browsers, some older computers and operating systems can not support it. For users that can not run WebGL we recommend using the Scratch 2.0 Offline Editor.
- What is WebGL and why do I need it to run Scratch 3.0?

Please Note: In this course, students will be designing their games in Scratch. The current version of Scratch 2.0 is Flash-based, but a new version is coming out later this year. Scratch offers a preview mode of their 3.0 version. We have tailored our instructions toward the Scratch 3.0 preview mode, found here: <https://preview.scratch.mit.edu/>. We will update our instructions once Scratch 3.0 is officially launched.



Course Code: EDL110

Middle School Game Design 1b: Creating a Game

Required Materials

- Art supplies: paper, markers, scissors, glue, popsicle sticks
- Video recording device

Software

- Scratch (requires login)
- Word processing software
- Lunapic
- Leshy SFMaker

Other

- A friend or family member

Other

- Drawing software



Course Code: EDL031

Middle School Photography: Drawing with Light

Required Materials

- Digital camera: "point and shoot" or above
A Smartphone may be used for most required tasks, however, appropriate applications will need to be installed to allow the student to make the necessary adjustments to the camera mode, shutter speed, and aperture.
- Paper and Pen/Pencil for note taking
- Camera cord to transfer images to the computer
- Image Editing Software
- Lighting tools for side, front, and back lighting



Course Code: EDL346

Middle School Photography 1a: Introduction

Required Materials

- *A Smartphone may be used for most required tasks; however, appropriate applications will need to be installed to allow the student to make the necessary adjustments to the camera mode, shutter speed, and aperture.

- Digital camera: “point and shoot” or above
- USB cable, as needed to transfer photos
- Audio recording device
- Video recording device
- An everyday household object (like a TV, refrigerator, etc.)
- Assorted food items
- Backdrop (blanket, construction paper, sheet, etc.)

Software

- Word processing software
- Slide presentation software
- Online timeline creator



Course Code: EDL078

Middle School 2D Studio Art

Required Materials

- Various sizes of white drawing paper
- Various sizes of colored paper
- Paintbrushes in varying sizes
- Empty cans or jars to wash paintbrushes
- Ruler and/or protractor
- Erasers
- Scissors
- Miscellaneous household objects to use for still life art
- Digital camera, camera phone, or other type of camera

Paint: (at least two or more of the following)

- Tempera Paint
- Acrylic Paint
- Watercolor
- Ink Wash
- Oil Paint

Drawing Tools: (two or more of the following)

- Pastels
- Charcoal
- Markers
- Colored Pencil
- Crayons



Course Code: EDL228

Microsoft Outlook: Office Fundamentals Series

Required Materials

- a computer with audio and video recording capability (or a video recording device)

Software

- Internet access
- Microsoft Outlook
- Microsoft Word
- Vistaprint.com account or similar
- Zoom.us account
- Presentation software, such as Microsoft PowerPoint
- Microsoft account



Course Code: EDL217

Network Security Fundamentals 1a: Introduction

Required Materials

- Video or audio recording device

Software

- Word processing software
- Presentation software
- Spreadsheet software



Course Code: EDL218

Network Security Fundamentals 1b: Forensics and Permissions

Required Materials

- Steganography software
- Video or audio recording device
- Word processing software that supports infographics
- Mobile device

Software

- Word processing software
- Presentation software
- Spreadsheet software
- Screen capture software



Course Code: EDL245

Nursing Assistant 1a: Introduction

Required Materials

- Cell phone, tablet, or computer camera with sound and video recording abilities
- Materials to build a model (paper, cardboard, clay, markers, etc.)
- Various props to demonstrate proper patient care (wash cloth, razor, towel, feeding utensils, fake food items, paper for recording measurements, etc.)
- A doll or stuffed animal to use as a patient

Software

- Slideshow creation software
- Word processing software

Optional

- Paper, poster board, markers



Course Code: EDL246

Nursing Assistant 1b: Patient Care

Required Materials

- Video recording device
- Mode of communication (cell phone, video conferencing program, etc.)
- Various healthcare props to demonstrate tasks (gown, mask, gloves, equipment, bed, sheet, disinfectants, watch, thermometer, scale, tape measure, etc.)
- Calculator
- A sink
- Audio recording device

Software

- Spreadsheet software
- Word processing software
- Presentation software
- Graphic design software (optional)

Other

- A “patient” (This can be a stuffed animal, a doll, or a friend/family member.)

Optional

- Camera
- Posterboard with markers



Course Code: EDL247

Office Administration 1a: Introduction

Required Materials

- Video recording device

Software

- Word processing software
- Presentation software
- Electronic calendar management software
- Spreadsheet software
- Microsoft Excel

Other

- A friend to deliver a presentation to

Optional

- Design software
- Google Sheets



Course Code: EDL248

Office Administration 1b: Running the Office

Required Materials

- Calculator
- A video recording device (laptop camera, smartphone, tablet, etc.)

Software

- Word processing software
- Presentation software
- Spreadsheet software

Other

- A family member or friend

Optional

- Paper and writing utensil



Course Code: EDL332

Operational Cybersecurity 1a: Introduction

Required Materials

- Video recording device

Software

- Word processing software
- Presentation software
- Google Drive(requires login)

Optional

- Image editing software



Course Code: EDL302

Pharmacology 1a: Introduction

Required Materials

- Digital camera or smartphone camera
- Printer or blank paper
- Pens or markers
- Audio or video recording device
- Vegetable like zucchini, eggplant, cucumber

Software

- Word processing software
- Presentation software
- Computer drawing application (optional)



Course Code: EDL303

Pharmacology 1b: Analysis and Effects

Required Materials

- Paper, pens or markers
- Audio recording device
- Digital camera

Software

- Word processing software
- Presentation software
- Screen capture tool

Optional

- Television with cable or local network access (optional)




Course Code: EDL229

PowerPoint: Office Fundamentals Series

Required Materials

- Microsoft Office 2019 (or Office 365 subscription)
- Audio recording device
- Audio and Video recording capabilities for computing device that runs PowerPoint (student will record themselves giving a presentation)



Course Code: EDL070

Principles of Agriculture, Food and Natural Resources

Required Materials

- A digital camera or camera phone
- Supplies for an experiment of the student's choice



Course Code: EDL223

Principles of Business, Marketing, and Finance 1a: Introduction

Required Materials

- Computer with:
 - internet access
 - word processing program
- Video recording device (camera phone or computer camera)
- slideshow program




Course Code: EDL224

Principles of Business, Marketing, and Finance 1b: Targeting Your Business Insight

Required Materials

- A computer
- Internet access
- Presentation software
- A word processing program
- An audio or video recording device



Course Code: EDL150

Principles of Information Technology 1a: Introduction

Required Materials

- Hardware:**
- A computer with Internet access

- A video camera or a smartphone with video capability

Other:

- A working Google account: This course is using Google Chrome browser 71.0.3578.98 in screenshots and demos.

Software:

- A word processing program such as Microsoft Word
- A database program such as Microsoft Access or Obvibase
- A spreadsheet program such as Microsoft Excel

Note for Teachers: Unit 6 Activity requires the use of Microsoft Access in order to work with forms and queries. Access is only available for Windows at this time. Teachers are alerted that they may need to come up with an alternative project for that activity, if students do not have Access.



Course Code: EDL151

Principles of Information Technology 1b: Working with Computers

Required Materials

Note for the Teachers' Guide: Teachers will need to share an email address with their students so that students can share a link to a website they create in the Unit 2 Activity.

- Internet access
- Digital camera or phone that can take pictures and (optional) video
- App Inventor 2
- Microsoft Word
- Google account
- Boomerang Add-on for Gmail
- Microsoft PowerPoint
- Quizlet account



Course Code: EDL322

Programming 2a: Procedural Programming

Software

- Word processing software
- PythonAnywhere (requires login)
- Trinket (requires login)
- Spreadsheet software
- io
- Figma (requires login)
- Presentation software



Course Code: EDL323

Programming 2b: Creative Programming

Required Materials

- Camera

Software

- Replit.com (requires login)
- AppInventor (requires login)
- Word processing software
- Canva (requires login)
- Visual Crossing (requires login)
- Presentation software

Other

- Helper



Course Code: EDL107

Reading and Writing for Purpose

Required Materials

- Computer with internet access
- Slideshow presentation program (PowerPoint, Keynote, etc.)
- Word processing program (Microsoft Word, Text Editor, etc.)
- Camera with photo and audio/video recording capabilities

For students that will be editing and revising their work on paper and creating some of the assigned illustrations by hand (there is always the option to create these digitally), they will need:

- Printer
- Paper
- Crayons/Markers/Colored Pencils
- Highlighters
- Pencils/Pens



Course Code: EDL061

Restaurant Management

Required Materials

- A digital camera or camera phone
- Stove/grill/oven/microwave
- Ingredients and tools to make a simple food dish of the student's choice



Course Code: EDL326

Robotics 1a: Introduction

Required Materials

- Sound recording device
- Video recording device
- Two-button mouse with middle scroll wheel
- Digital camera or scanner

Software

- Word processing software
- Presentation software
- Spreadsheet software
- Google Drawings (requires login)
- Onshape (requires login)
- CoppeliaSim Edu



Course Code: EDL327

Robotics 1b: Intelligent Robots

Required Materials

- Arduino hardware kit (\$59.99)*
- Paper and pencil or pen

*Note: There are many different brand names available, with a wide range of pricing.

Software

- Arduino IDE
- Teachable Machine
- Presentation software
- Tinkercad (requires login)
- Word processing software



Course Code: EDL059

Social Media: Our Connected World

Required Materials

- Tablet, laptop, or phone
- Audio recording device like a cell phone

Software

- Word processing software
- Graphic design program like Google Slides or Canva

Other

- Google account/access to Blogger
- Instagram account
- Facebook or Twitter account



Course Code: EDL304

Sports Medicine 1a: Introduction

Required Materials

- Video recording device
- Doll or stuffed animal
- Various props to demonstrate healthy lifestyle choices (weights, yoga mat, fruits, vegetables, etc.)

Software

- Word processing software
- Spreadsheet software
- Presentation software

Optional

- Poster board and markers
- Paper and pencil



Course Code: EDL304

Sports Medicine 1b: Injury Prevention

Required Materials

- Video recording device
- Camera
- Athletic tape (or appropriate substitution)
- Various props (Legos, paper, rocks, etc.)
- Household objects to create a splint and a sling
- ACE bandage (or anything that adds compression)

Software

- Word processing software
- Presentation software
- Spreadsheet software

Other

- Friend or family member to act as model (or doll/stuffed animal)

Optional

- Workout gear for demonstration photos
- Exercise equipment (mat, towel, weight bench, etc.)



Course Code: EDL355

Theater, Cinema and Film Production 1a: Introduction

Required Materials

You will be required to have access to the standard editions of the three films used in this course:

- Singin' in the Rain (1952)
- Wizard of Oz (1932)
- Casablanca (1942)

If you do not already have access to these movies, you may consider other sources such as your local library.

Note: Timestamps referenced throughout the course apply to standard editions of the applicable film and may not align with any extended/modified versions.



Course Code: EDL356

Theater, Cinema and Film Production 1b: Lights, Camera, Action!

Required Materials

- Word processing software
- Presentation software
- Spreadsheet software
- Blogger (requires login)

Other

- Access to a play or film; could be live, streaming, or physical media
- Access to an Oscar-winning film
- Access to a film noir
- Access to a film scored by John Williams
- Access to a film with costume design by Edith Head
- Access to a film that has won an Oscar for production design



Course Code: EDL050

The Lord of the Rings: An Exploration of the Films and Its Literary Influences

Required Materials

You will be required to have access to the standard (non-extended) editions of the three Lord of the Rings films:

- The Lord of the Rings: The Fellowship of the Ring
- The Lord of the Rings: The Two Towers
- The Lord of the Rings: The Return of the King

If you do not already have access to these movies, you may consider other sources such as your local library.

Note: Timestamps referenced throughout the course apply to standard editions of the applicable film and may not align with any extended/modified versions.



Course Code: EDL219

Web Development 1a: Introduction

Required Materials

- Internet access
- Word processing software
- Google Drawings (or similar software)
- Google Slides (or similar software)
- Formspre.io
- Github account
- Repl.it account
- JSFiddle account



Course Code: EDL220

Web Development 1b: Planning and Designing

Required Materials

Software

- Visual Studio Code
- Canva Color Wheel
- Unsplash
- Icons8
- Graphics or visual HTML editor
- Word processing software
- Google Drawings (login required)
- Slide presentation software
- GIMP version 2.10.14
- Leshy SFMaker
- Weebly (login required)
- Image editor
- Wordtracker
- jsfiddle
- w3 XML Validator
- Grid Framework
- Text editor
- Google Docs
- Google Account (login required)



Course Code: EDL318

Web Development 2a: Sketching and Scripting

Required Materials

- Video recording device

Software

- Word processing software
- Graphics software
- GitHub (requires login)
- Replit.com (requires login)



Course Code: EDL319

Web Development 2b: Website Goes Live

Required Materials

- Video recording device

Software

- Word processing software
- Graphics software
- GitHub (requires login)
- Replit.com (requires login)




Course Code: EDL230

Word: Office Fundamentals Series

Required Materials

- Microsoft Office Word 2019, or an Office 365 Subscription
- The student will create an account with some file or web hosting site (Dropbox, GoogleDocs, Wix, etc.) to create an E-portfolio as a capstone project for the course.



Course Code: EDL051

Women's Studies: A Personal Journey Through Film

Required Materials

You will be required to have access to the standard editions of the films used in this course:

- Mona Lisa Smile (2003)
- Fried Green Tomatoes (1991)
- Far From Heaven (2002)
- Snow White and the Seven Dwarves (Disney Animation – 1937)
- Beauty and the Beast (Disney Animation – 1991)
- Mean Girls (2004)
- The Help (2011)
- A League of Their Own (1992)

If you do not already have access to these movies, you may consider other sources such as your local library.



Course Code: EDL340

Workplace & Internship Readiness: Preparing for Work & Life

Required Materials

- A video recording device (laptop camera, cell phone, tablet, etc.)
- Accounting ledger page
- Deposit and withdrawal slips

Software

- Online file storage (e.g., Google Drive)
- Word processing software
- Digital design program (e.g., Canva)
- Spreadsheet software
- Slide presentation software

Optional

- Camera or scanning device